

Smartphone Tips and Tricks

Video calls

Video calling will allow you to see, as well as talk to, someone. A great opportunity to see how much the grandchildren have grown since the last time you saw them or people can use it to show you something. What phone you have will determine how you make video calls.

There are several ways to video chat.

- Android to Android
- Android to iOS, iOS to Android
- iOS to iOS

Android and Android to iOS (and vice versa)



To make a video call on an Android device you will use the Duo app. If you don't find it on your phone you can install it by going to the Google Play Store and downloading it. There is a simple setup the first time you open the app. With the app open scroll down to see who in your contacts can accept a video call. If the person you want isn't in this list contact them and ask them to install the Duo app (you can also use the invite friends feature in the app). Note that IOS users can install the Duo app on their iPhones. There is no IOS app that can be installed on Android devices.

Within the app, tap on the contact you want to video chat with. Then tap the video call button. You can also make a voice call from this screen or send a message.

When the recipient of your call sees that it is a voice call, they can answer, or reject the call (in case they are still in their pajamas or just out of the shower.)

The phone will show you both the other party and your own picture on screen so be sure to hold the phone in the right position so they can see you properly. Don't hold the phone next to your ear like a regular voice call.

Resources:

<https://support.google.com/duo/answer/6376137?hl=en>

<https://www.androidcentral.com/how-set-and-use-google-duo>

iOS (Apple)



FaceTime is an Apple service that allows you to make video and audio calls over your wifi or mobile phone network for free, saving you money on phone calls. **You can use any Apple device to make FaceTime calls to anyone else with an Apple device.** To video call **an Android phone from an iPhone**, you would need to use a third party app, such as **WhatsApp**, or **Google Duo**. **Both parties need to have the same app installed to communicate Android to iPhone, or iPhone to Android.**

How to find and turn on FaceTime on an iPhone






Smartphone Tips and Tricks

1- Opening the app on iPhone

If you are using FaceTime on your iPhone, it will automatically register your phone number for you. To add your email address, go to **Settings > Facetime > Use your Apple ID for FaceTime** and then sign in. If you want to use FaceTime on your iPad, register your email address by tapping on **Settings > FaceTime > Use your Apple ID for FaceTime** and sign in.

2-Making and receiving calls

To make a FaceTime call, you need the person's phone number or registered email address. There are a few ways to make a FaceTime call:

- In the FaceTime app, tap the plus sign  and type the person's phone number or email address. Tap the number or address, then tap Audio  or Video .
- If you have the person's phone number or email address saved in your Contacts, you can begin typing their name and tap the name when it appears. Then tap Audio  or Video .

3. Switching to FaceTime during a call

You can also switch to a video call during an existing phone conversation. **Tap the FaceTime icon** during the phone call to start using a FaceTime video call.

With FaceTime on your iPhone or iPad, you can make audio and video calls to anyone with an Apple device anywhere in the world at any time.

Resources:

<https://support.apple.com/en-us/HT204380>

<https://www.howtogeek.com/354990/can-you-use-facetime-on-android/>

<https://www.youtube.com/watch?v=TXLZ-egtle0>